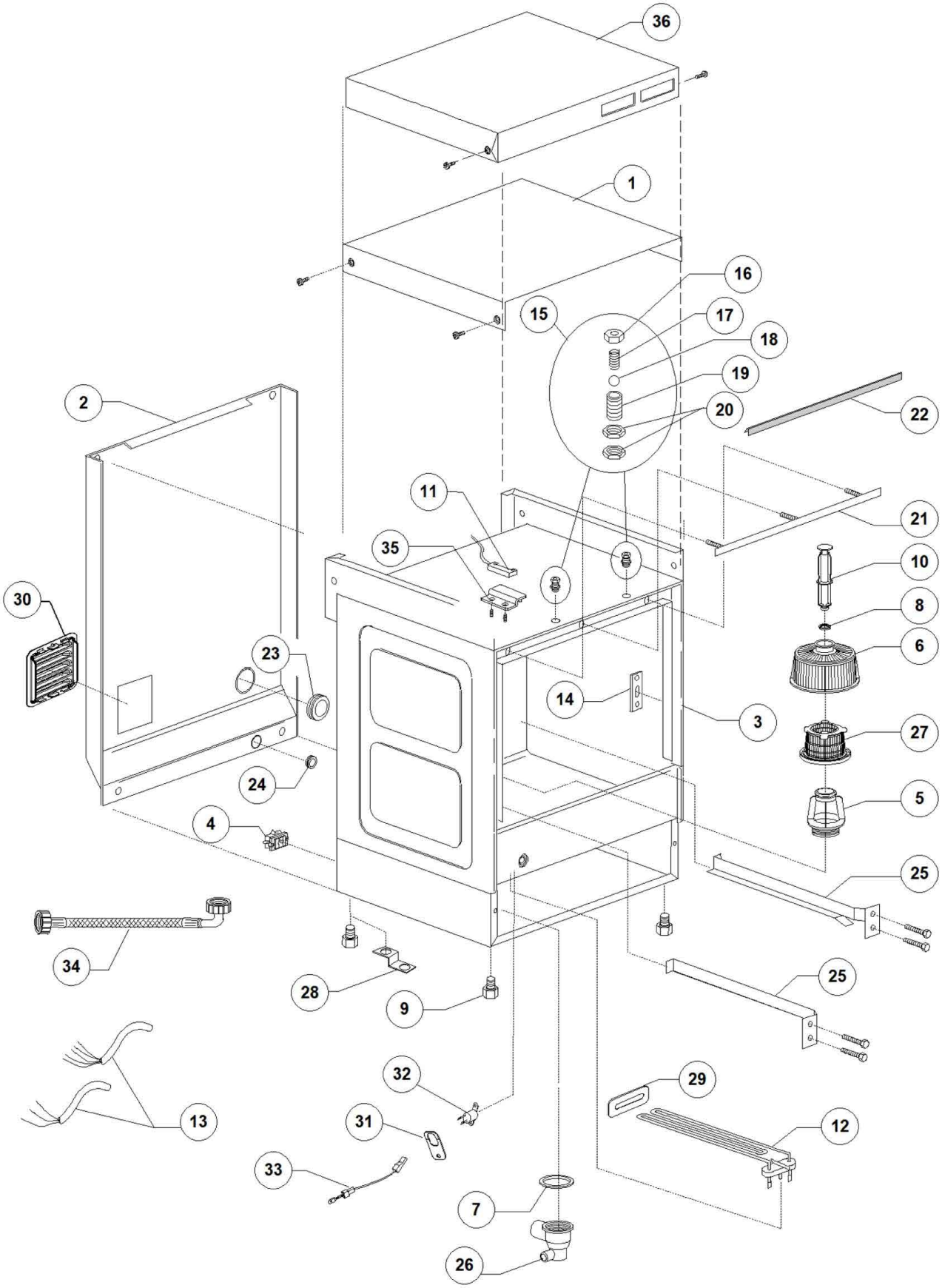

Bartscher	Spülmaschine US C500 LPR Artikel-Nr.: 110531	Explosionszeichnung Datum 09.05.2023	Seite 27/28

Pos.	Artikelbeschreibung	Description of item	Artikel Nr./Item No.
1	Abdeckung oben	Top cover	0500904
2	Rückwand	Back panel	0500909
3	Gehäuse	Housing	E0500900
4	Anschlussklemme m. Schraube	Terminal clamp w. screw	E015065A
5	Halterung f. Ansaugsieb	Holder f. suction sieve	E0500607
6	Saugfilter	Suction filter	E0500616
7	O-Ring 95 x 75 x 3 mm	O-ring 95 x 75 x 3 mm	E080208
8	O-Ring z. Überlaufrohr	O-ring f. overflow pipe	E013021
9	Fuß	Base	E010851
10	Überlaufrohr	Overflow pipe	E0500618
12	Heizkörper 2700 W, 240 V	Heating element 2700 W, 240 V	E0150047
13	Kabel, 3 x 2,5 x 2500 mm	Cable, 3 x 2,5 x 2500 mm	E010713
14	Türanschlag	Door stop	E0150401
15	Schnappverschluss komplett	Snap fit complete	E010775
16	Mutter / Kontermutter zum	Nut / counter nut for	E010802
17	Feder z. Schnappverschluss	Spring f. snap fit	E010777
18	Kugel zum Schnappverschluss	Ball for snap fit	E010776
19	Gehäuse z. Schnappverschluss	Housing f. snap fit	E010803
20	Mutter zum Schnappverschluss	Nut for snap fit	E010801
21	Halter f. Dichtung	Bracket f. door gasket	E0150921
22	Dichtung f. Tür	Door gasket	E0135205
23	Kabelführung, D 40 mm	Cable guide, D 40 mm	E013317
24	Kabelführung, D 13 mm	Cable guide, D 13 mm	E013323
25	Schiene rechts/links	Rail right/left	E0500902
26	Pumpensumpf	Pump pit	E0500606
27	Ansaugsieb, innen	Suction sieve, internal	E0500600
29	Halterung z. Heizkörper	Heater handle	E0250043
30	Lüftergitter	Fan grill	E025046
31	Halterung	Handle	E015552A
32	Sicherheitsthermostat z. Tank	Safety thermostat for container	E015552B
33	Verkabelung	Wiring	E0609518
34	Rohr	Pipe	E010900001
35	Halterung	Support plate	E0500982

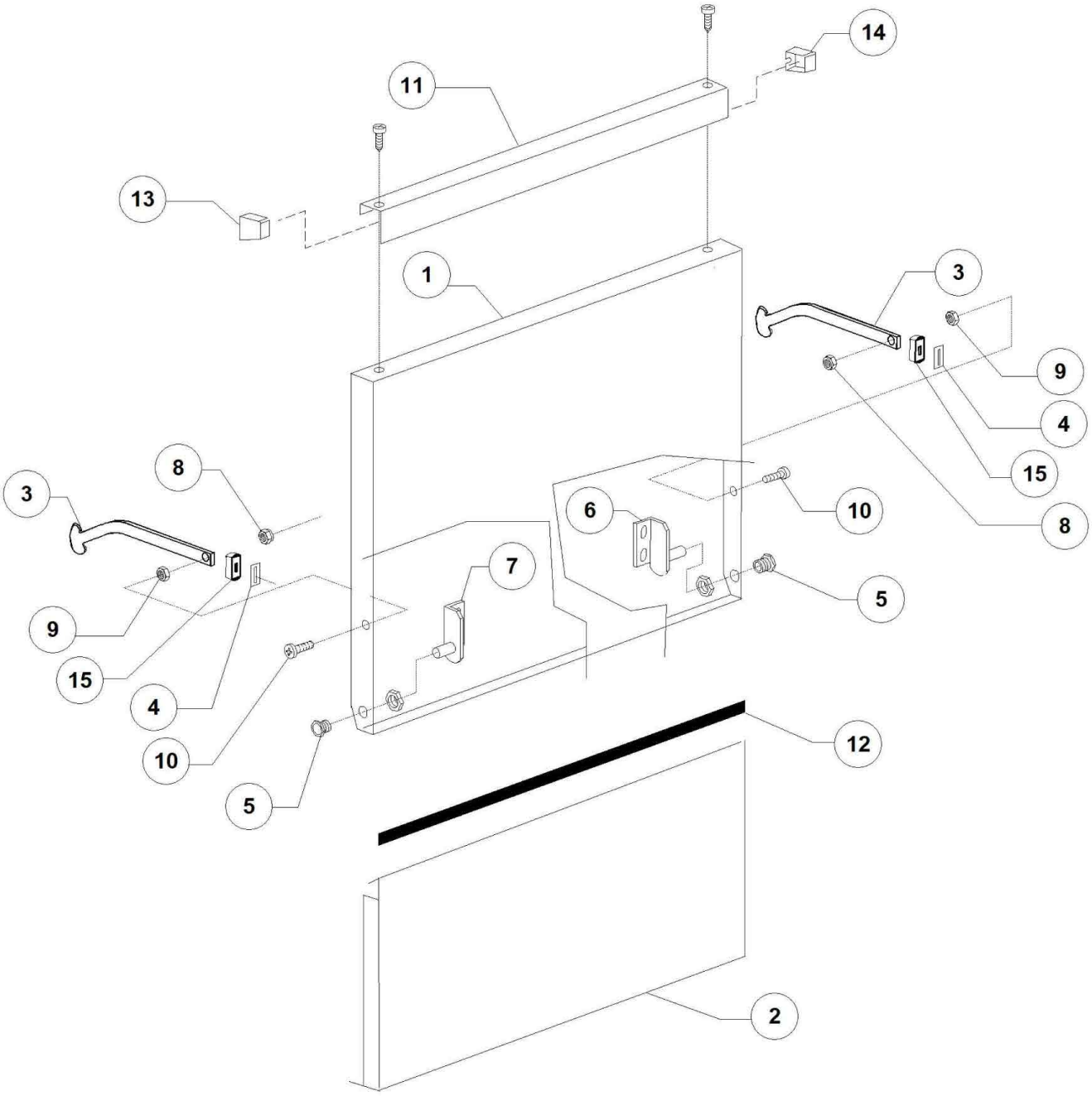
14
11
13
1
3
9
4
15
8
10
6
5
12
2
7

Pos.	Artikelbeschreibung	Description of item	Artikel Nr./Item No.
1	Tür	Door	E0500943
3	Türstange links/rechts	Door bar left/right	E0150221
4	Dichtung z. Türführungsstange	Seal f. door rod	E0135222
5	Gegenstück z. Scharnier	Counterpiece of hinge	E011835A
6	Scharnier rechts	Hinge right	E0150210
7	Scharnier links	Hinge left	E0150211
8	Mutter M6, selbstsichernd	Nut M6, self-locking	E011721
9	Mutter M6, Edelstahl	Nut M6, stainless steel	E011706
10	Schraube, Edelstahl, M6 x 16	Screw, stainlees steel, M6 x 16	E011111
11	Türgriff	Door handle	E0500118
12	Dichtung	Sealing	E015750

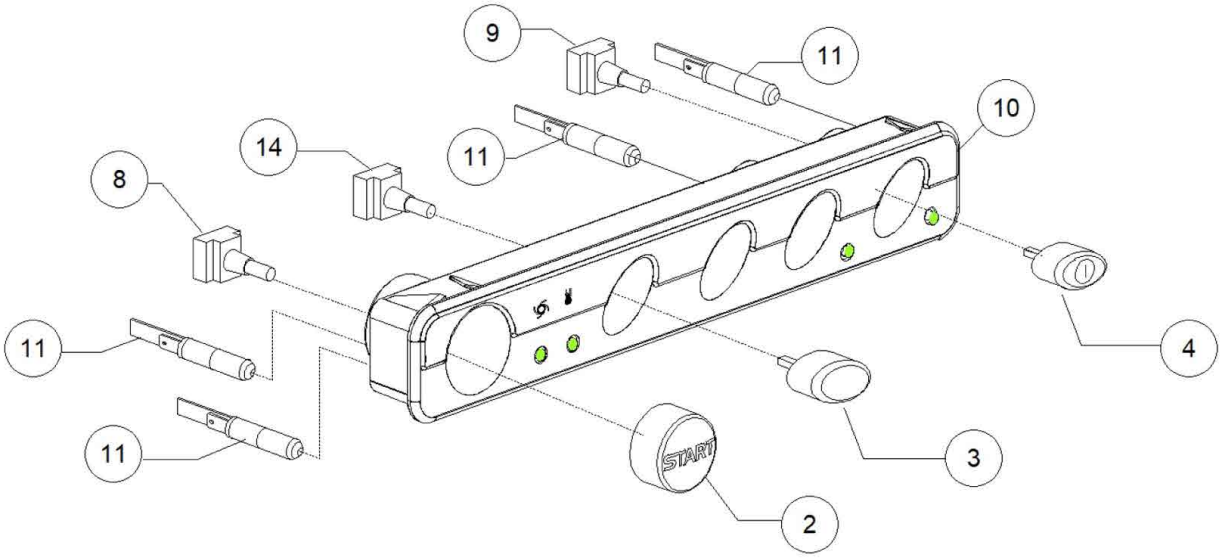
9
11
10
14
11
8
11
4
11
3
START
2

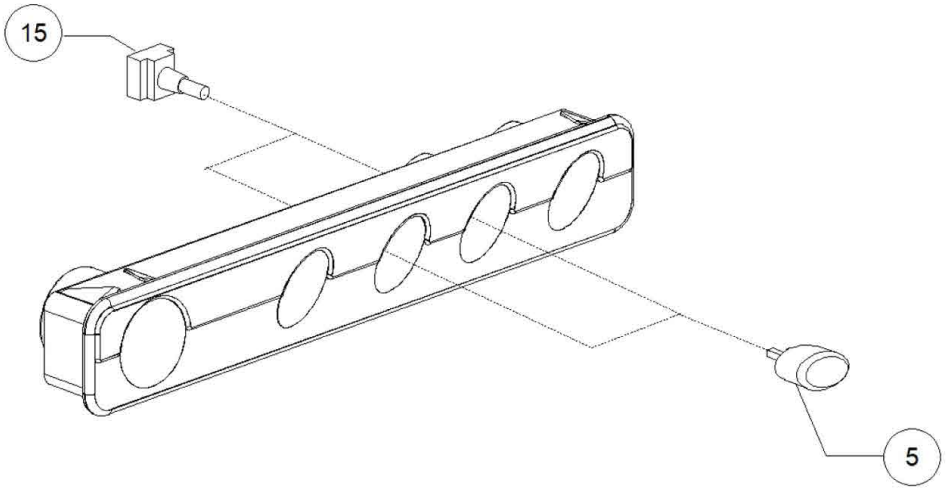
15
5

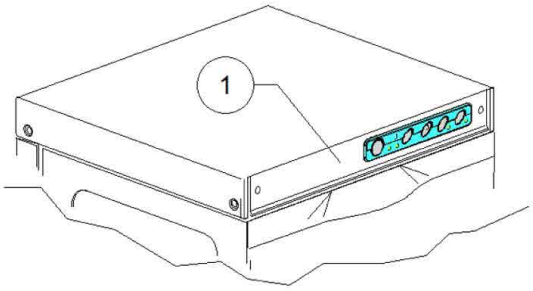
1

Pos.	Artikelbeschreibung	Description of item	Artikel Nr./Item No.
1	Bedienfolie	Contro panel	E0500953
2	Taste Start	Button start	E089847
3	Taste	Button	E089358
3	Taste	Button	E089842
4	Taste An/Aus	Button on/off	E089840
5	Taste	Button	E089358
5	Taste	Button	E089843
8	Taster, 1-polig, 16 A	Switch, 1-pole, 16 A	E015813
9	Schalter 16 A, Ein-Aus	Switch 16 A, on-off	E015812
10	Tastenblende	Button panel	E089362
11	Kontrolllampe, 220 V	Indicator light, 220 V	015826
14	Schalter 16 A, Ein-Aus	Switch 16 A, on-off	015812
14	Halter f. Blindkappe	Push button support	015844
15	Taster, 2-polig, 16 A	Switch, 2-pole, 16 A	015800
15	Taster, 1-polig, 16 A	Switch, 1-pole, 16 A	015813
15	Halter f. Blindkappe	Push button support	015844

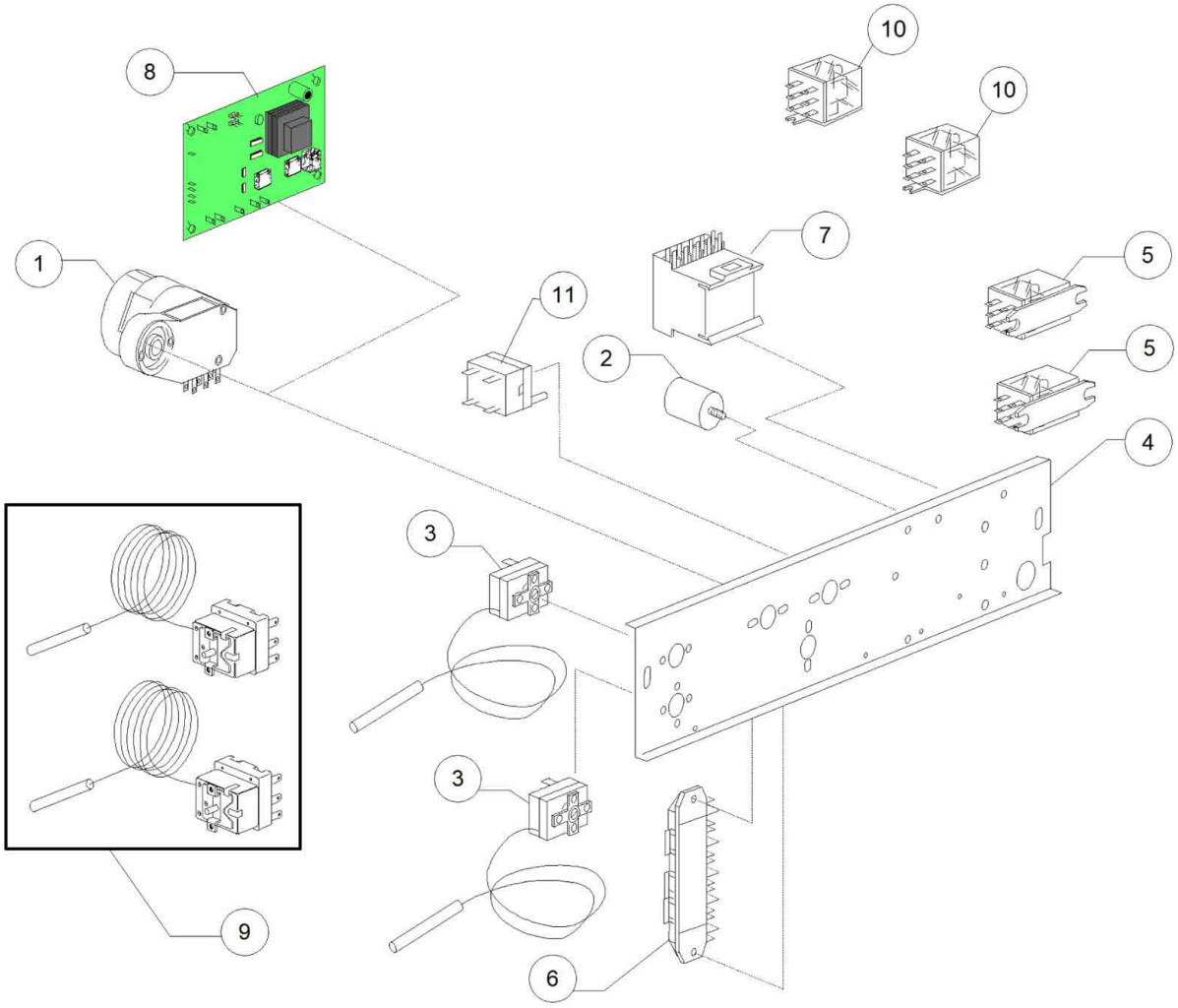
8
10
10
1
7
5
11
2
5
4
3
3
9
6

Pos.	Artikelbeschreibung	Description of item	Artikel Nr./Item No.
2	Entstörfilter 0,47 mF	Noise filter 0,47 mF	015149
3	Thermostat 0 - 90° C	Thermostat 0 - 90° C	0107071
4	Befestigungsplatte	Mounting plate	0500910
5	Relais, 2-polig, 16 A	Relay, 2-pole, 16 A	015620
6	Anschlussklemme, 6-polig	Terminal board, 6-pole	0500551
7	Schütz, 230 V, 50/60 Hz, 4C	Contactor, 230 V, 50/60 Hz, 4C	015086
8	Elektronik	Electronic	050553

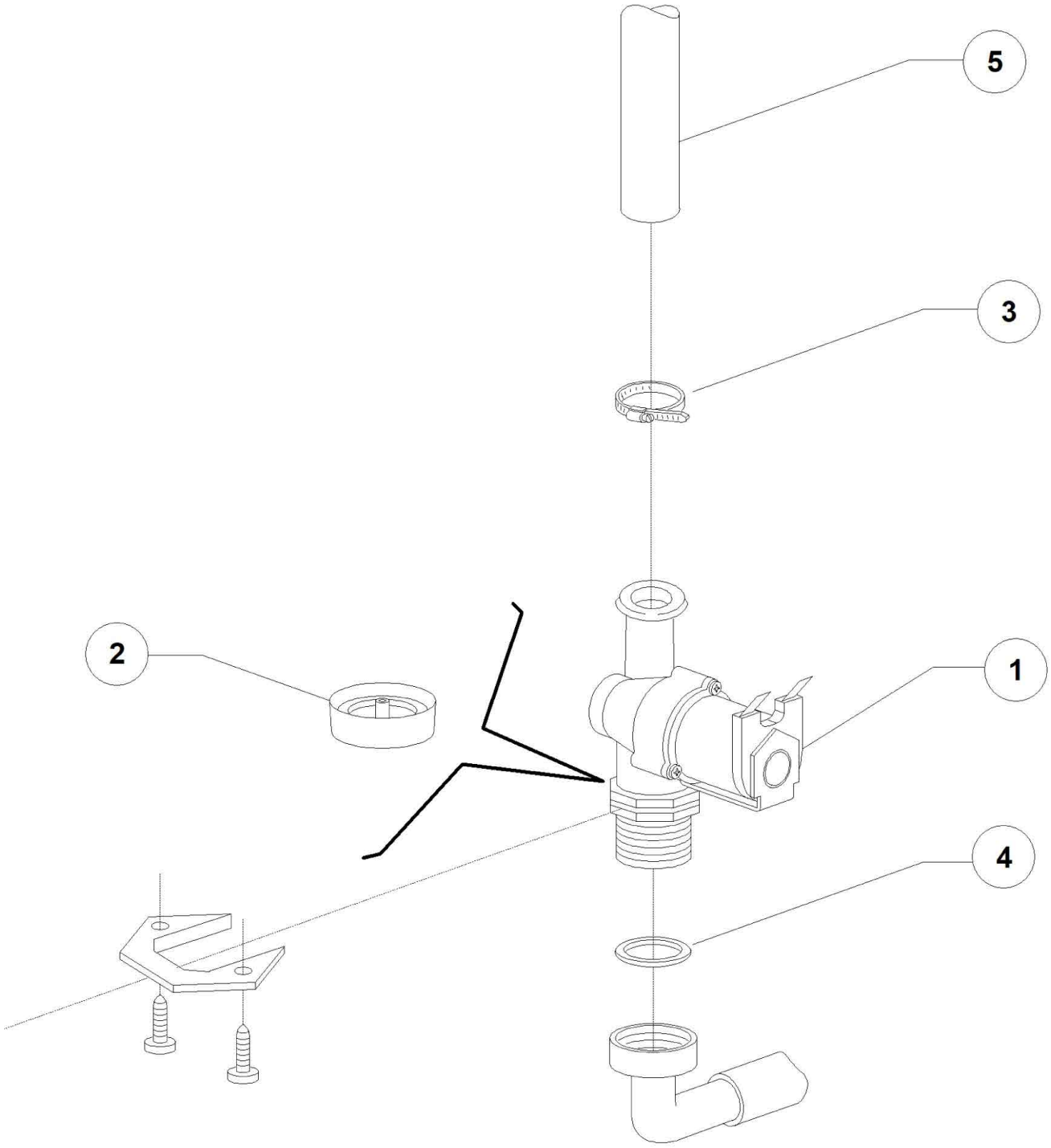
5
3
2
1
4

Pos.	Artikelbeschreibung	Description of item	Artikel Nr./Item No.
1	Magnetventil	Magnetic valve	E010703
3	Schelle 12/22	Clamp 12/22	011807
4	Dichtungsring 3/4 Zoll	Sealing ring 3/4"	013307
5	Schlauch, Gummi	Hose, rubber	014506
5	Schlauch, Gummi, BPDM	Hose, rubber, BPDM	02907351

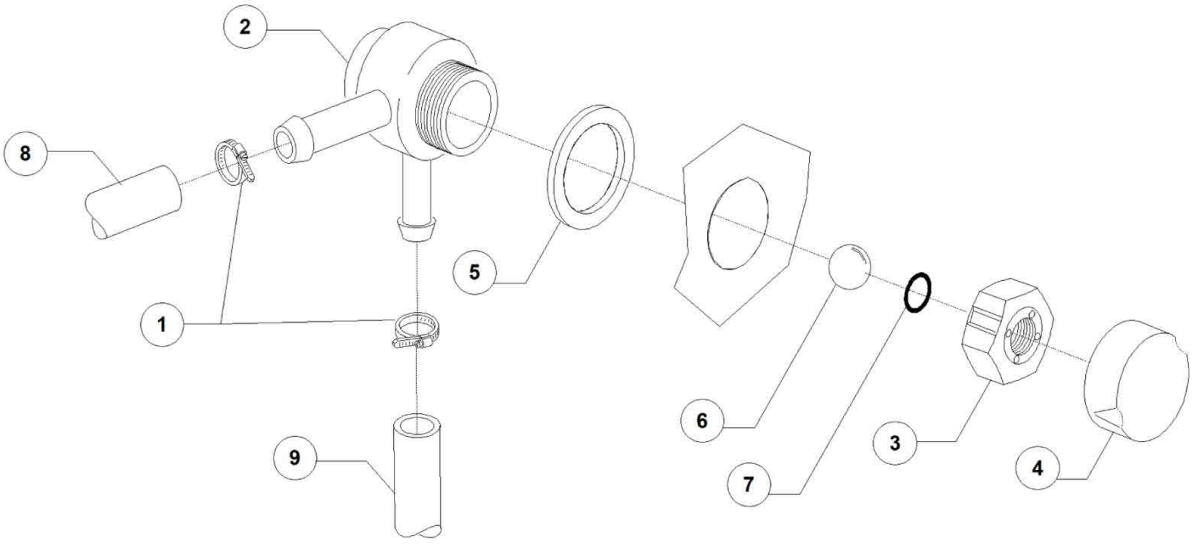
2
8
5
1
6
3
4
9
7

Pos.	Artikelbeschreibung	Description of item	Artikel Nr./Item No.
1	Schelle 12/22	Clamp 12/22	011807
2	Gehäuse z. Rücksaugverhinderer	Housing f. backflow preventer	015280
3	Mutter z. Rücksaugverhinderer	Nut f. backflow preventer	015281
4	Abdeckkappe	Cover cap	015282
5	Dichtung	Sealing	015283
6	Kugel z. Ventil	Valve ball	015284
7	Dichtung	Sealing	015285
8	Schlauch, Gummi	Hose, rubber	014506
8	Schlauch, Gummi, BPDM	Hose, rubber, BPDM	02907351
9	Schlauch, Gummi	Hose, rubber	014506
9	Schlauch, Gummi, BPDM	Hose, rubber, BPDM	02907351

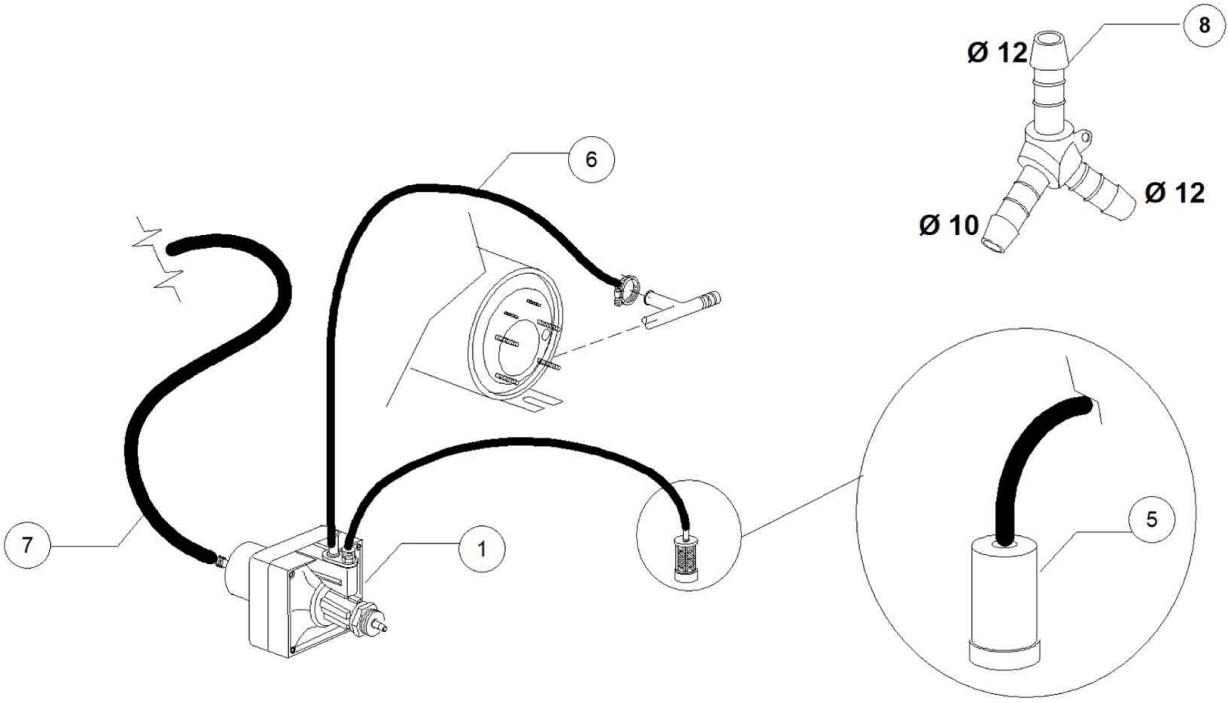
8
Ø 12
Ø 12
Ø 10
6
7
1
5

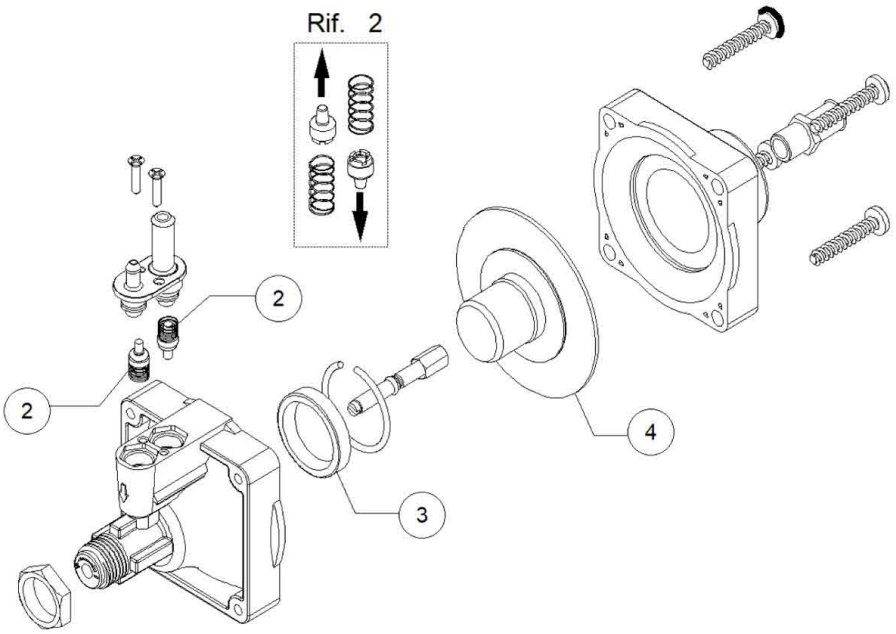
Rif. 2
2
2
3
4

Pos.	Artikelbeschreibung	Description of item	Artikel Nr./Item No.
1	Klarspülmitteldosierpumpe	Rinse aid dosing pump	010799
2	Rückschlagventil	Non-return valve	041745
3	O-Ring, D 22 mm	O-ring, D 22 mm	048037
4	Membran, Gummi	Membrane, rubber	048038
5	Filter	Filter	048039
6	Schlauch	Hose	010200293
7	Schlauch, Gummi	Hose, rubber	014506

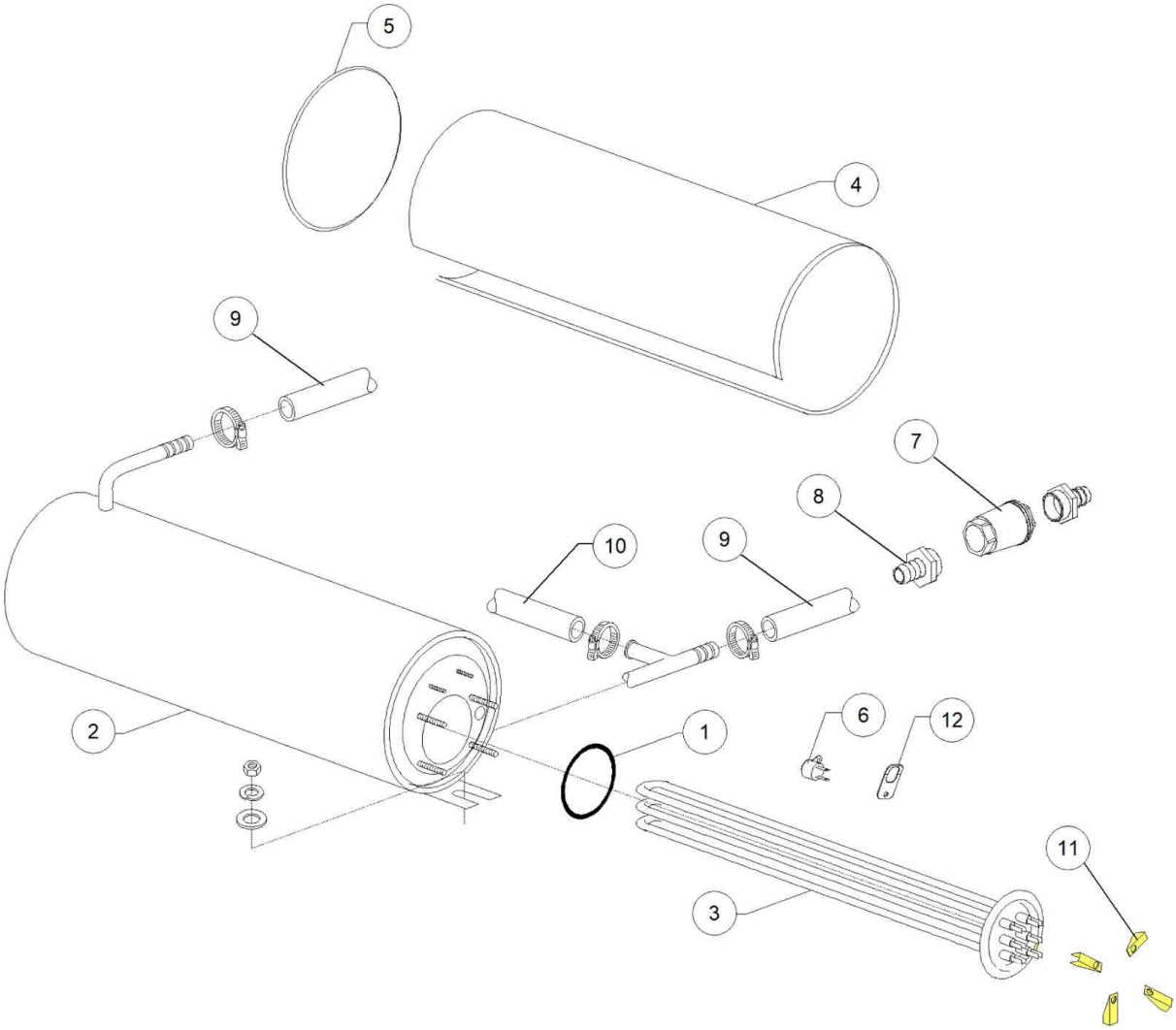
5
4
9
7
8
10
9
2
1
6
12
11
3

Pos.	Artikelbeschreibung	Description of item	Artikel Nr./Item No.
1	O-Ring z. Boilerheizung	O-ring f. boiler heater	041842
2	Boiler	Boiler	E0150905
3	Heizkörper z. Boiler, 3000 W, 400 V	Heating element f.boiler,3000W,400V	015046
4	Isolierung	Insulation	015066
5	Endstück D 160 mm	End piece D 160 mm	015205
6	Sicherheitsthermostat	Klixon safty thermostat	E015550A
9	Schlauch, Gummi, BPDM	Hose, rubber, BPDM	02907351
10	Schlauch	Hose	010200293
11	Klemme klein	Small clamp	E016045
12	Halterung	Handle	E015552A

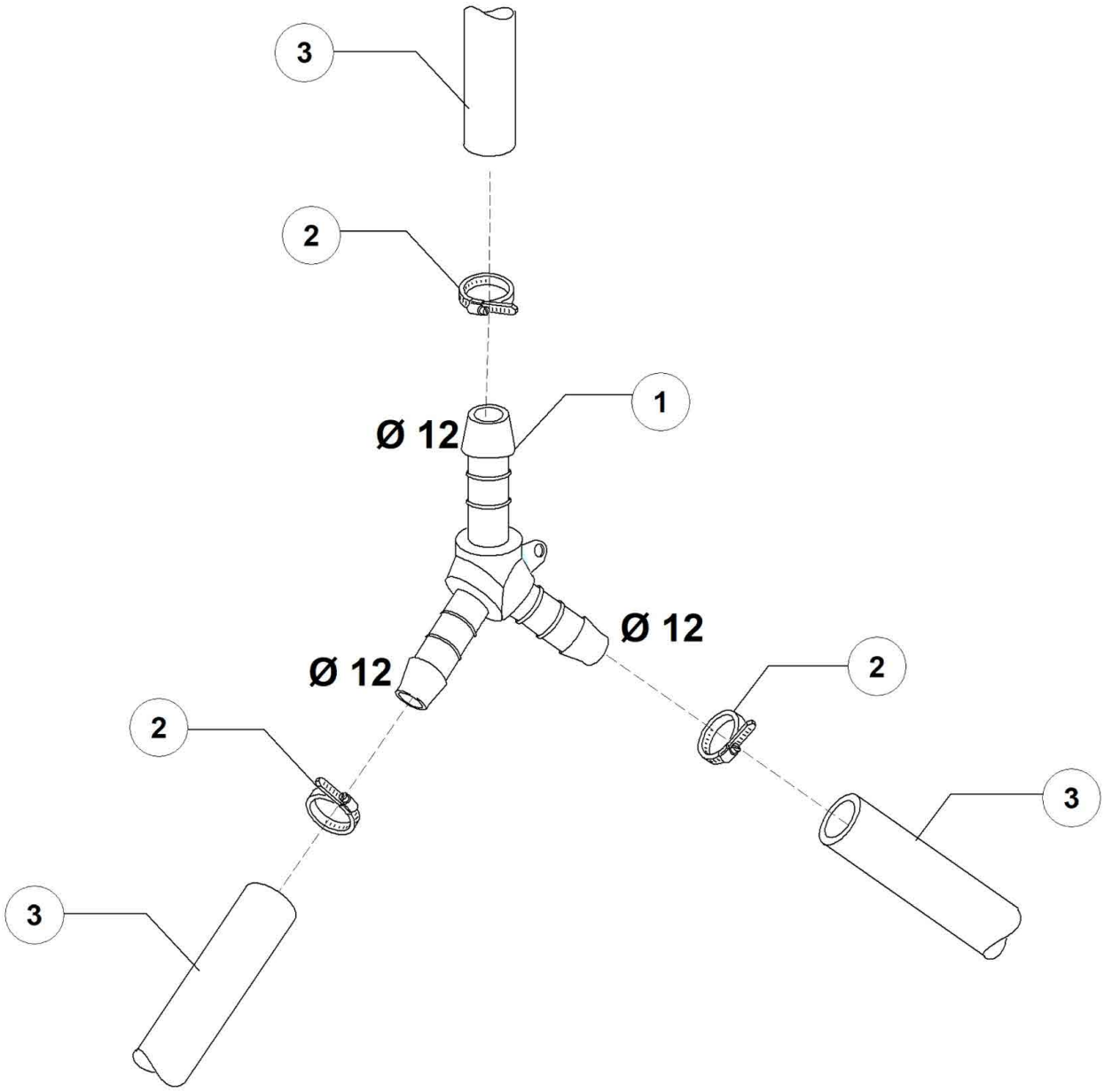
3
2
1
Ø 12
Ø 12
Ø 12
2
2
3
3

Pos.	Artikelbeschreibung	Description of item	Artikel Nr./Item No.
1	Y-Stück, D 12 mm	Y-piece, D 12 mm	0540091
2	Schelle 12/22	Clamp 12/22	011807
3	Schlauch, Gummi, BPDM	Hose, rubber, BPDM	02907351

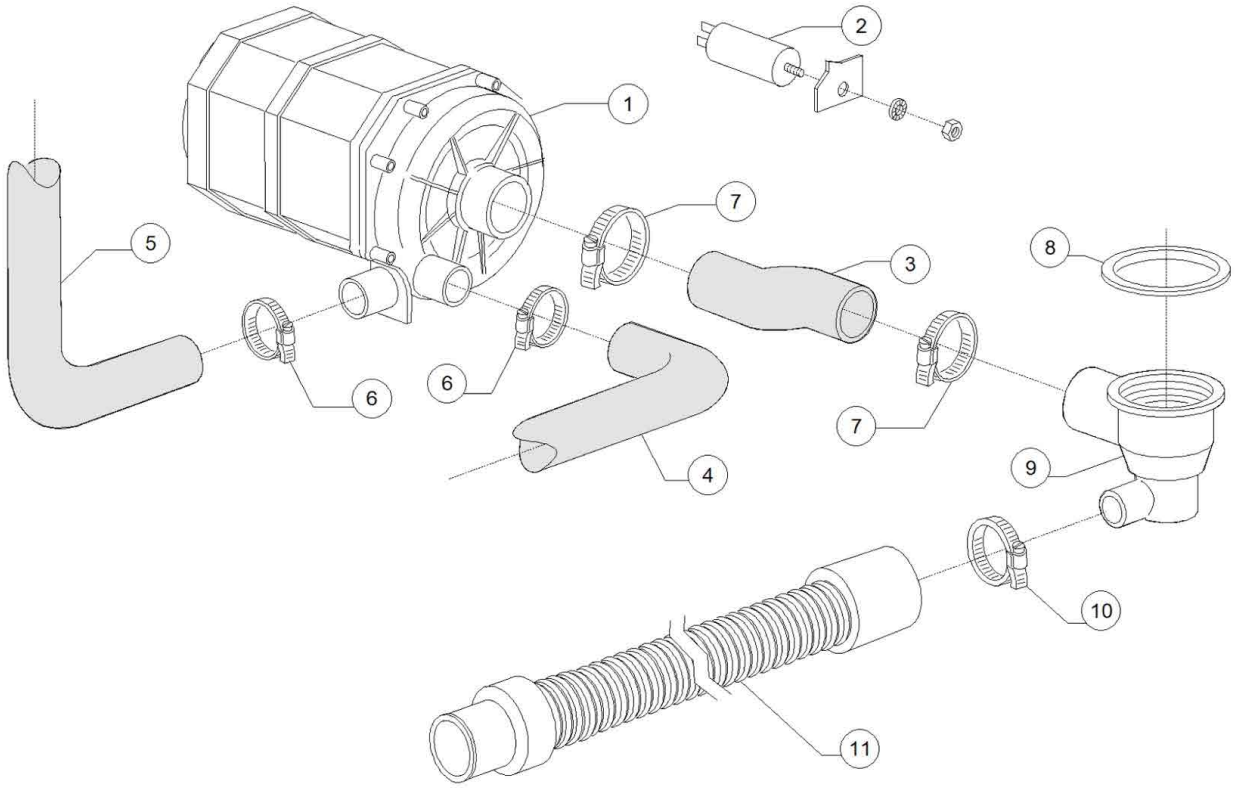
1
2
3
4
5
6
6
7
7
8
9
10
11

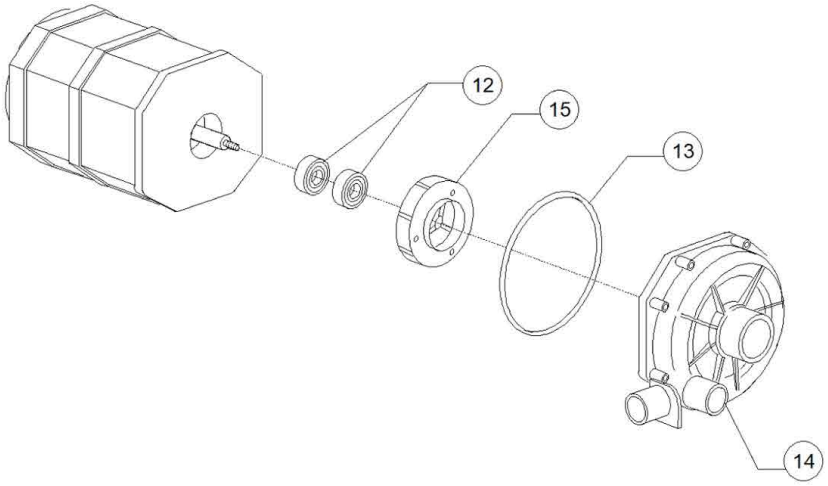
12
15
13
14

Pos.	Artikelbeschreibung	Description of item	Artikel Nr./Item No.
1	Spülpumpe, Olympia T 7	Wash pump, Olympia T 7	0150914
2	Kondensator 12,5 uF	Condenser 12,5 uF	015081
3	Saugschlauch	Suction hose	025032/A
4	Druckschlauch unten	Pressure hose bottom	0150049
5	Druckschlauch oben	Pressure hose top	0150048/A
6	Schelle 25/40	Clamp 25/40	011806
7	Schelle 50/70	Clamp 50/70	011824
8	O-Ring 95 x 75 x 3 mm	O-ring 95 x 75 x 3 mm	080208
9	Pumpensumpf	Pump pit	0500606
10	Schelle 12/22	Clamp 12/22	011807
11	Schlauch	Pipe	010727
12	GLEITRICHDICHTUNG	ROTATING SEAL	015080
13	Dichtung z. Pumpengehäuse	Gasket f. pump housing	07130
14	Gehäuse f. Pumpe	Housing f. pump	016182
15	Pumpenflügel	Pump rotor	015079F

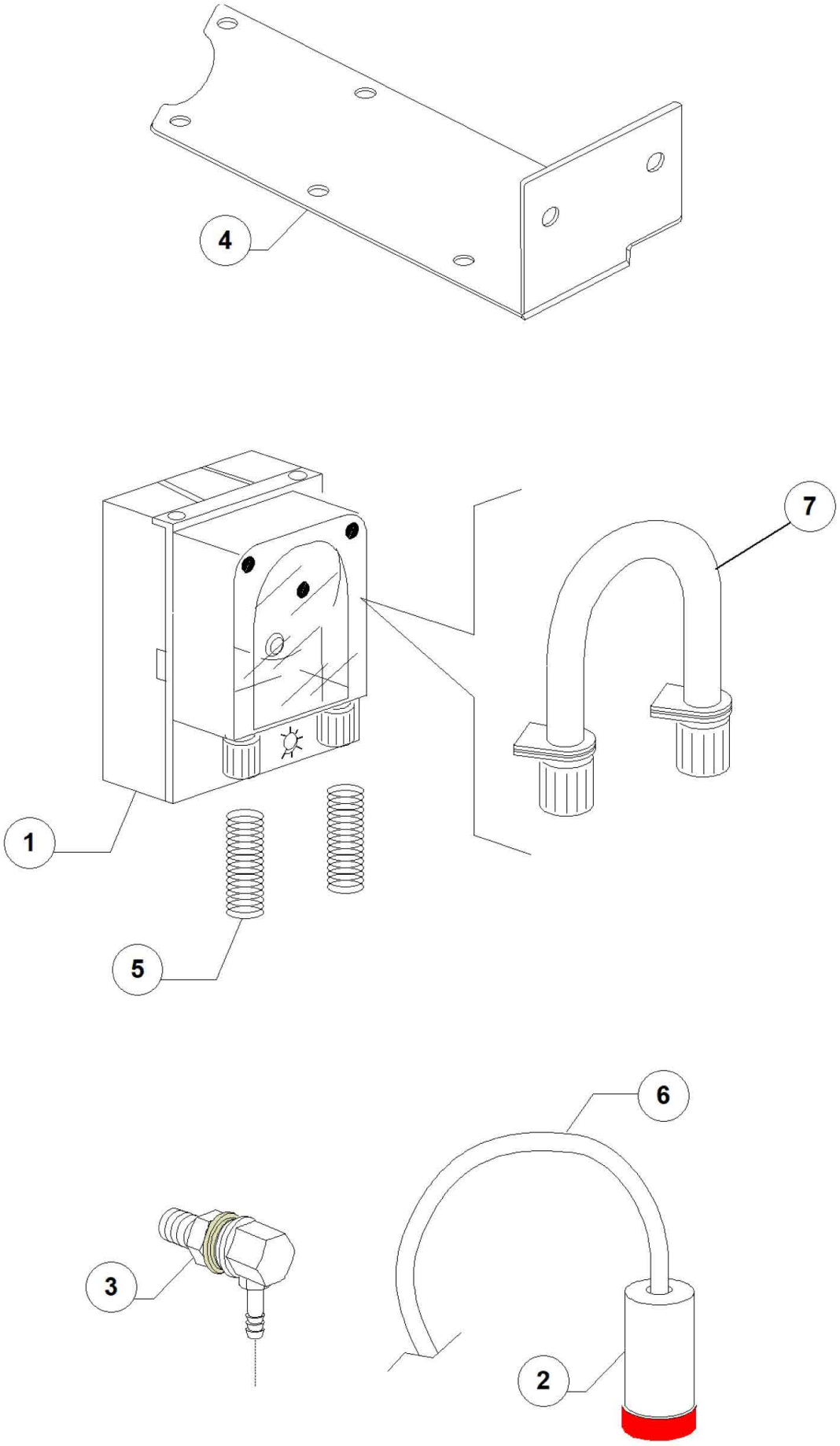
4
7
1
5
6
3
2

Pos.	Artikelbeschreibung	Description of item	Artikel Nr./Item No.
1	Spülmitteldosierpumpe NBR 3, SEKO	Detergent dosing pump NBR 3, SEKO	0015985
2	Filter	Filter	048039
3	Einspritzdüse, Edelstahl	Injection nozzle, stainless steel	015123
4	Halterung	Holder	E0500166
5	Druckfeder	Pressure spring	E010763
6	Schlauch, PVC	Hose, PVC	E014503
7	Schlauch, Reinigerdosierung GERMAC	Hose, detergent dispenser GERMAC	015108E
7	Schlauch	Hose	E015185
7	Schlauch	Hose	E015297
7	Schlauch	Hose	E015297T
7	Schlauch	Hose	E015985A

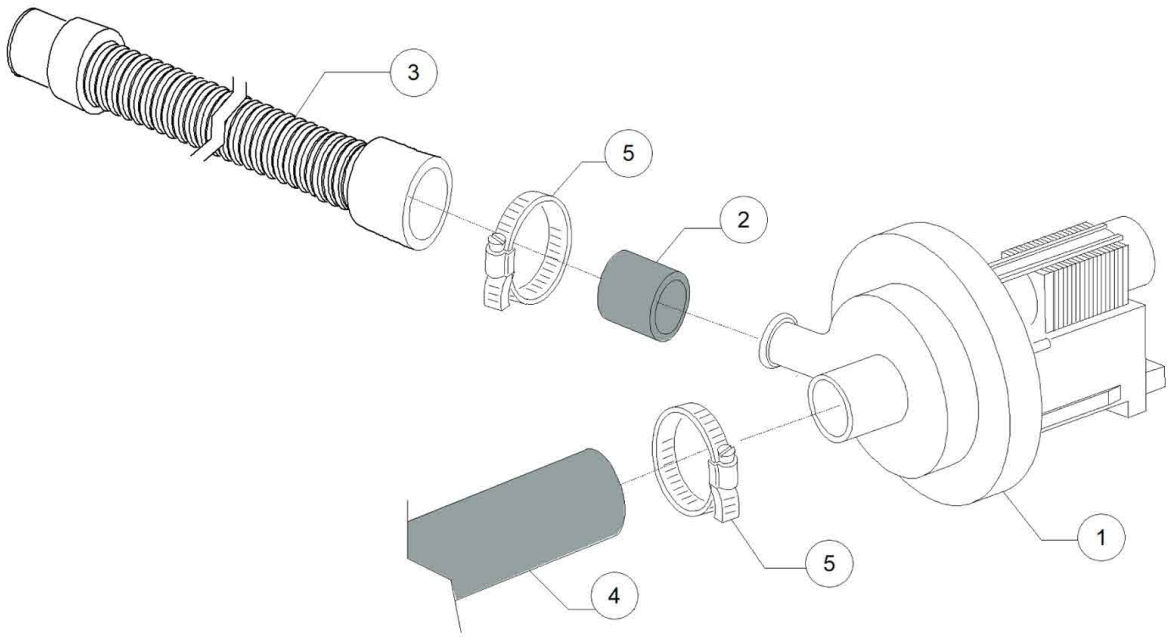
3
5
2
1
5
4

Pos.	Artikelbeschreibung	Description of item	Artikel Nr./Item No.
1	Laugenpumpe 220/240 V, 50 Hz	Drain pump 220/240 V, 50 Hz	015101
2	Druckschlauch	Pressure hose	015101D
3	Schlauch	Pipe	010727
4	Ansaugschlauch D 28 mm	Suction hose D 28 mm	0180440
5	Schelle 25/40	Clamp 25/40	011806

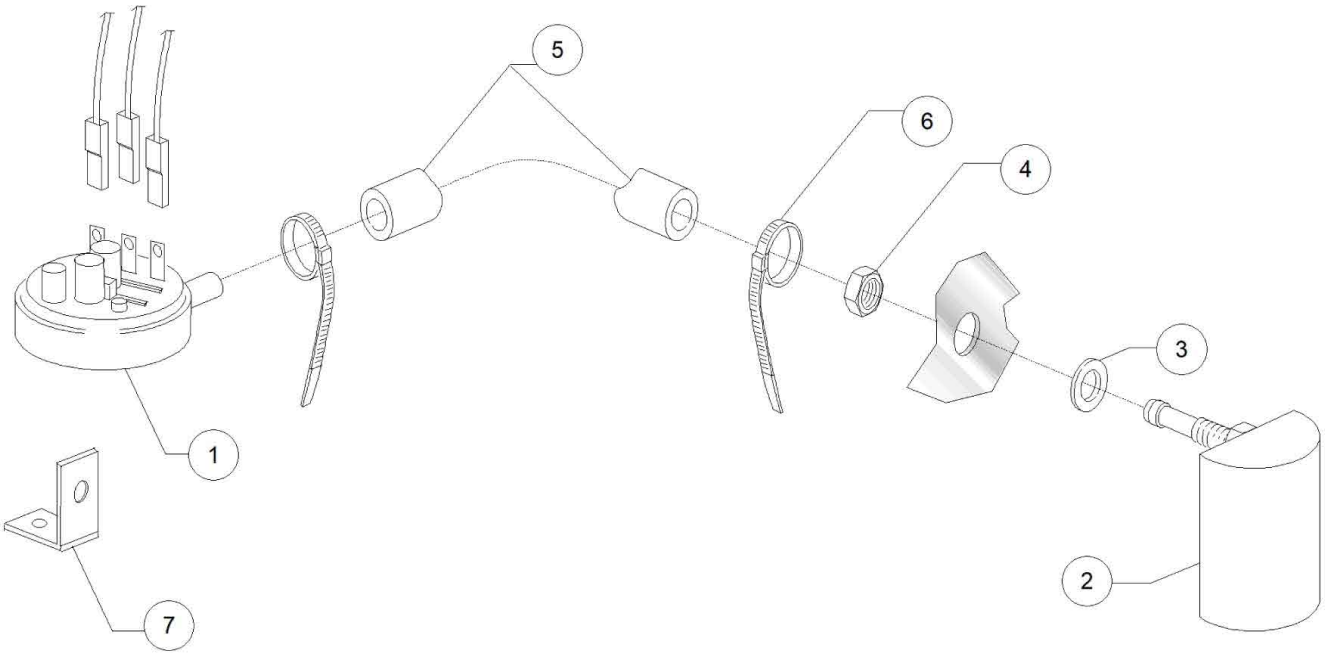
5
6
4
3
1
2
7

Pos.	Artikelbeschreibung	Description of item	Artikel Nr./Item No.
1	Pressostat, 47 - 27	Pressure switch, 47 - 27	010706/A
2	Luftfalle grau L75	Grey air trap assembly L75	0135911B
3	O-Ring, D 14 x 8 x 1,5 mm	O-ring, D 14 x 8 x 1,5 mm	013301
4	Mutter M8, Edelstahl	Nut M8, stainless steel	044142
5	Schlauch, Gummi, 4,5 x 9 EPDM	Hose, rubber, 4,5 x 9 EPDM	014508
6	Kabelbinder	Clamp 98x2,5 plastic	E010738
7	Halter	PRESSURE SWITCH SUPPORT	E0135314

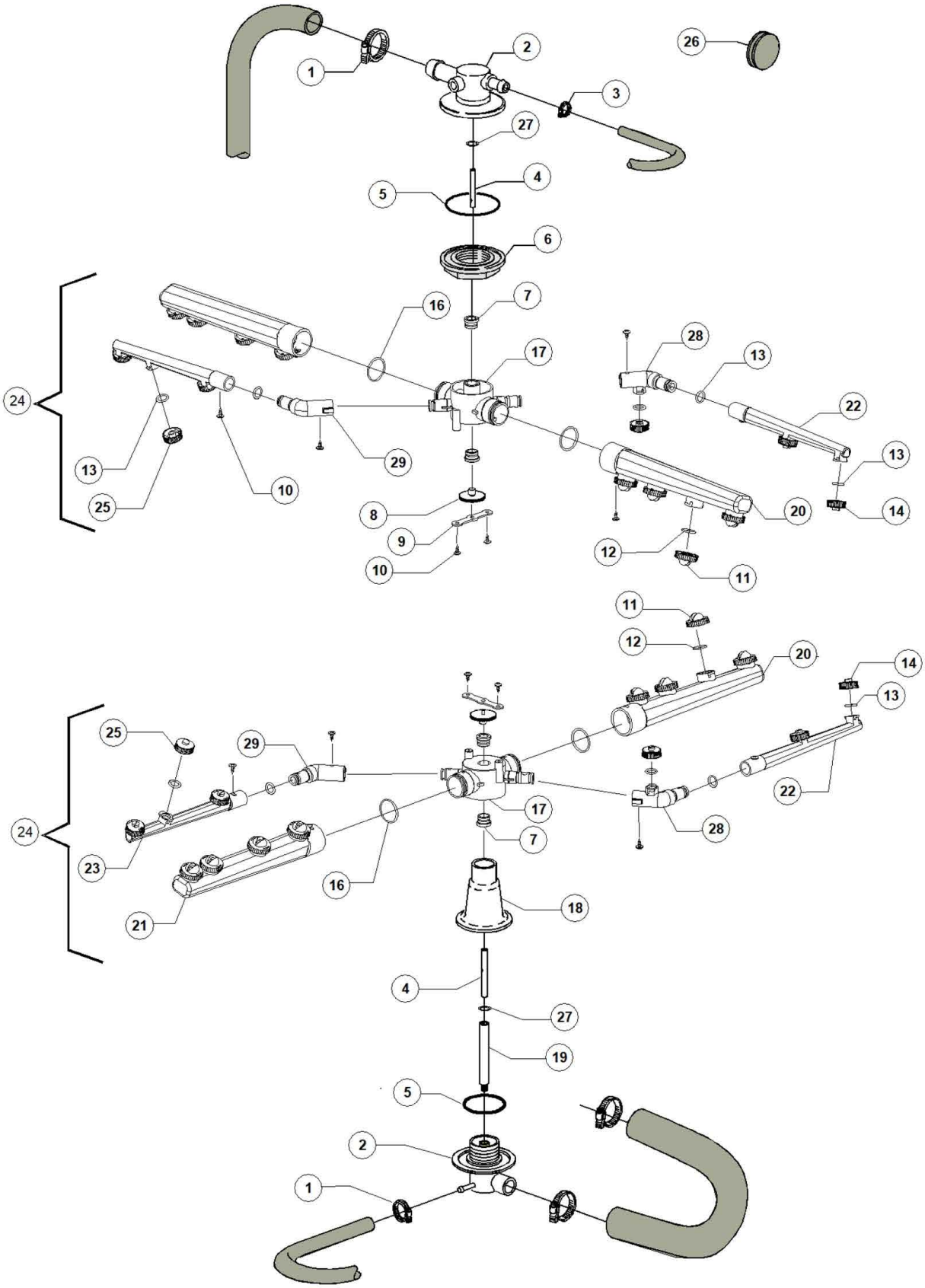

Bartscher	Spülmaschine US C500 LPR Artikel-Nr.: 110531	Explosionszeichnung Datum 09.05.2023	Seite 01/28

Pos.	Artikelbeschreibung	Description of item	Artikel Nr./Item No.
1	Schelle 25/40	Clamp 25/40	011806
2	Halterung	Holder	0500612
3	Schelle 12/22	Clamp 12/22	011807
4	Aufnahme z. Spülarm	Fixing for rins. arm	E0500167
5	Dichtung	Sealing	0013015
6	Schraubring	Screw ring	0500623
7	Lagerbuchse	Bearing bush	047973
8	Schraube, Edelstahl	Screw, stainlees steel	011101/I
9	Unterlegscheibe	Flat washer	0010260
10	Ankerschraube, 4 x 10 TCB D 8	Anchor screw, 4 x 10 TCB D 8	0110040
11	Spüldüse m. O-Ring	Wash nozzle w. o-ring	010369
12	O-Ring, OR 2050 NBR	O-ring, OR 2050 NBR	046847
13	O-Ring, OR R6 NBR	O-ring, OR R6 NBR	045451
14	Nachspüldüse m. O-Ring	Rinse nozzle w. o-ring	010371
16	O-Ring, OR 2081	O-ring, OR 2081	0013025
17	Spülarmmittelteil	Mid. part washing arm	E0500760A
18	Spülarmfuß	Washing arm foot	E0500170
19	Welle, unten	Bottom shaft	E0500168
20	Spülarm links	Left wash arm	0500754
21	Spülarm rechts	Right wash arm	0500753
22	Nachspülarm rechts	Right rinse arm	0500751
23	Nachspülarm links	Left rinse arm	0500752
24	Spülarm, komplett	Washing arm, cpl.	E0500760
25	Blindkappe z. Nachspülarm	Closed head rinse nozzle	010372
27	Verbindungsstück	Coupling element	E0500169
28	Winkelstück m. Düse	Angle element with nozzle	E0500760B
29	Winkelstück o. Düse	Angle element without nozzle	E0500760C