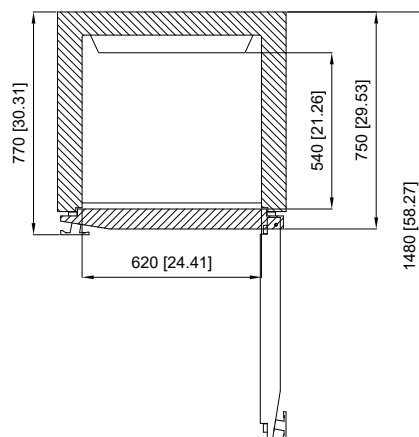
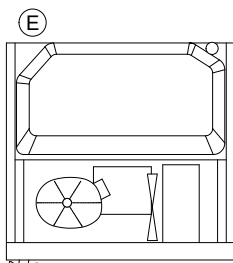
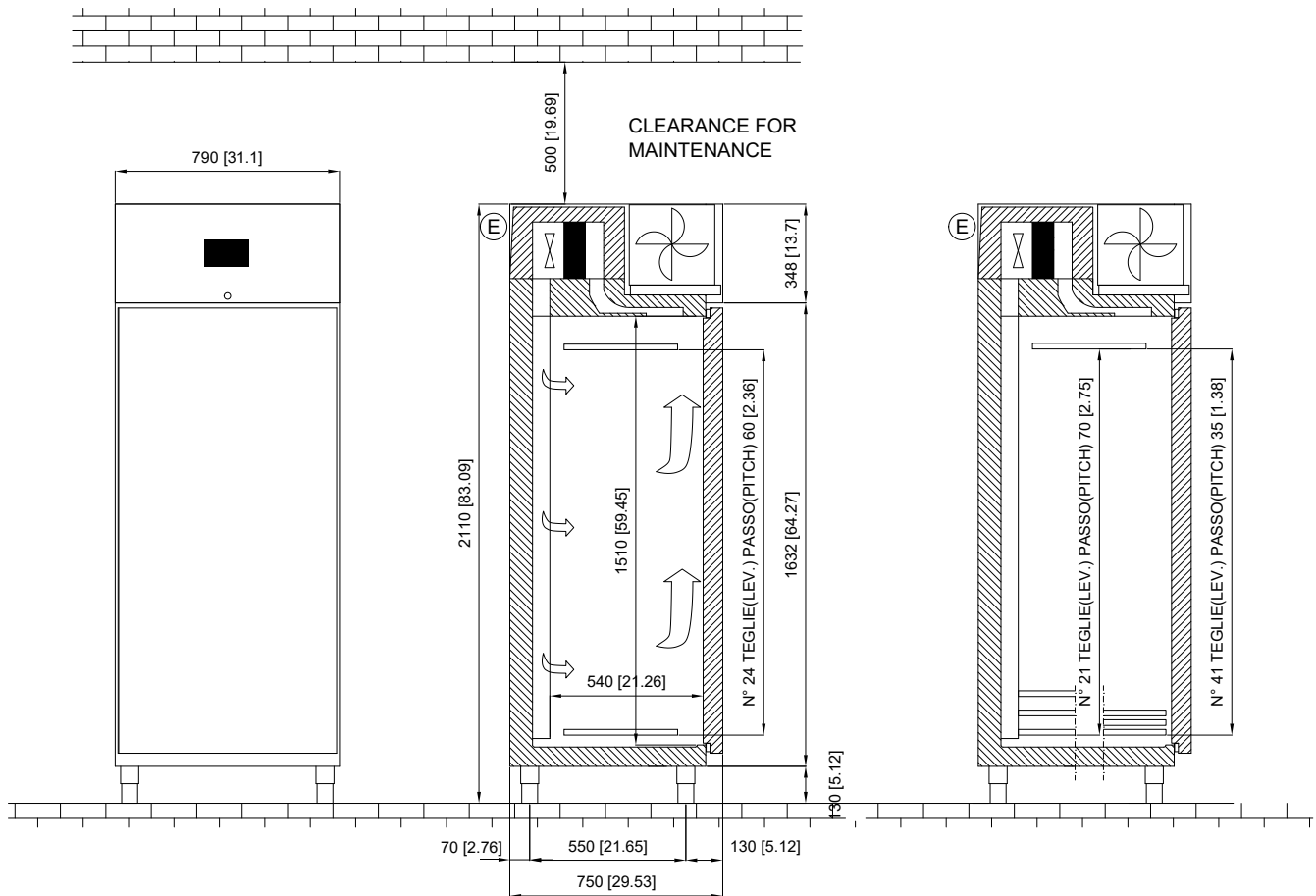


Mod. **AFS11**

BN20ET12FBLK



- Ⓜ1 INGRESSO REFRIGERANTE \varnothing 6
REFRIGERANT INLET \varnothing 6
 - Ⓜ2 USCITA REFRIGERANTE \varnothing 10
REFRIGERANT OUTLET \varnothing 10
 - Ⓜ3 CONNESSIONE ELETTRICA
ELECTRICAL CONNECTION
 - Ⓜ4 CONNESSIONE SCARICO
DRAIN CONNECTION
 - Ⓜ5 CONNESSIONE INGRESSO H2O 1/2"
INLET WATER CONNECTION 1/2"
 - Ⓜ6 CONNESSIONE USCITA H2O 1/2"
EXHAUST WATER CONNECTION 1/2"
- DIMENSIONI mm
DIMENSIONS [in]